


MODEL 209 up to 31.5.04




- 1 Shift lever cover
- 2 Shift lever boot
- 3 Fuse
- 4 Catch lug

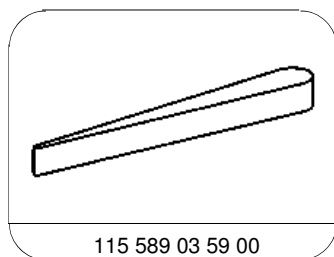


P68.20-2591-06

Modification notes

29.5.06	"Disconnect/connect ground line on battery" removed		
---------	---	--	--

 	Remove/install		
1	Loosen shift lever boot (2) and pull over shift lever		*115589035900
2	Turn retainer (3) one half turn		
3	Remove shift lever boot (2) upward		
4	Pull shift lever cover (1) upward in area of catch lugs (4)		
5.1	Disconnect electrical connectors on rear of shift lever cover (1).	Only on vehicles with stationary heater, code 228	
6	Install in the reverse order		



115 589 03 59 00

Long wedge